

Labs4rescue



www.Labs4rescue.com

"Save a Lab, have a friend for life!"

SEMI-ANNUAL RESULTS:

Adoption Events

Clinton, CT
Hartford, CT
Lyme, CT
S. Windsor, CT
Wallingford, CT

Training Event

Wethersfield, CT

Info. Tables

Madison, CT

Fundraisers

Pampered Chef
Photos - Middletown/
Cheshire
Polka Dot Tails
Snug Harbor
Yankee Candle

**TOTAL RAISED:
\$2,720**

**401 LABS
Adopted Since
November!**

**THANK YOU
VOLUNTEERS!**

Check out
Labs4rescue on
Facebook & Follow
us on Twitter:

<https://www.facebook.com/groups/44758133480/>

<https://twitter.com/labs4rescue>



The Labbie Ledger

Spring 2014

Issue #16

Emmett of Stoney Hollow, UD, VER, GN, RE, CGC by Jacqui Hartranft

Emmett started out as our foster dog. He was so sad, scared, and skinny that I could not imagine anyone adopting him. But there was something special about him, and we decided to make Emmett a part of our family.



Emmett of Stoney Hollow

I soon started taking Emmett to obedience classes to improve his self-confidence. He seemed to enjoy the classes and quickly learned the basic exercises. I joined the local dog training club to continue his training to make him a good canine citizen. It was then that I got bit by the competitive obedience bug!

At that time, the American Kennel Club (AKC) had just introduced Rally Obedience, which is less strict than standard Obedience competition. When I felt he was ready, I entered Emmett in Rally Novice at one of the local trials. I quickly found out that he was ready – we qualified at our first trial! After lessons and lots of practice, Emmett and I qualified in almost every Rally trial we entered, finishing in the ribbons each time. He got both his Rally Advanced title and Rally Excellent title in 2008.


We finished his AKC

being a scared, skinny, sad black dog and is now a very handsome boy with a lot of confidence. Emmett and I wanted to prove what great dogs rescued Labs can be. He is now 9 years old and as long as he enjoys training, we will keep on going.

Companion Dog title in May of 2010 with two first place finishes and one second place finish. In 2012, we went on to get his Companion Dog Excellent title which has more difficult exercises, such as retrieving and jumping, drop on recall, and out of sight stays.

To keep him used to being in the ring, I entered him in Graduate Novice and then Utility Dog in 2013. In Utility Dog the dog has to do exercises using hand signals, finding scent on articles, heeling, directed retrieve, and jumping, all off lead and some without voice commands. We continued on to get his Versatility title in three straight trials, finishing in the ribbons once again with his highest score ever – a 196 ½ out of 200 points! We are now working on his Utility Dog Excellent title. I am so proud of the many things Emmett and I have accomplished together. He came from

We both would like to urge everyone who adopts from Labs4rescue to take your dog to a beginning obedience class to help their self-confidence and to learn what we expect from them. Who knows, you may be bitten by the obedience bug and have the next Rally or Obedience titled dog! If anyone would like more information, you may contact me at japhart@ptd.net. Emmett and I would love to hear from you!



UPCOMING EVENTS:

Sun., 5/18
Paws Pet Resort & Spa
Cheshire, CT
11 a.m.-3 p.m.

Sun. 6/8
PETCO
Clinton, CT
11 a.m.-3 p.m.

Sat. 6/14
Doggie Fun Zone
Clark Memorial Field
(Fireman's Field)
Old Saybrook, CT
10 a.m.-4 p.m.

**For More Event Info.
Visit:**

<http://labs4rescue.com/events/month.php>



**Don't
Forget
Monthly
Heartworm
Flea & Tick
Prevention Sign up
for a Free Reminder:**

http://us.merial.com/pet_owners/reminder_services/index.asp

Canine Cognitive Dysfunction By Missy Garnett

Just as humans are living longer and experiencing more age-related illnesses, the same is happening to our dog friends. Quality veterinary care is allowing dogs to live longer, meaning that many dogs are living long enough to show signs of mental impairment. According to PetMD, clinical signs of Canine Cognitive Dysfunction (CCD) are found in 50 percent of dogs over the age of 11, but can appear as early as age 8.

Similar to Alzheimer's disease, CCD is a form of dementia produced by physical changes in the brain, altering how your dog processes new information and remembers what he has learned.

The initial symptoms may be mild, but CCD can lead to behavioral problems that disrupt the lives of both you and your dog, including:

- Disorientation: seeming lost in familiar places, standing head-first in a corner, staring into space, getting stuck behind furniture, or having difficulty with doors. Your dog may not recognize family members. He may fail to respond to visual cues or

familiar commands or even his name.

- Compulsive behavior: walking in circles or wandering aimlessly, anxiety, frequent trembling or shaking without cause, excessive licking, whining, panting, or barking at inappropriate times.
- Housetraining mistakes.
- Sleeping more or reversing night and day.
- Previously even-tempered dogs appear irritable and can snap if disturbed.

Many people assume these changes are part of old age, but the combination of these symptoms in a senior dog is not normal.

Many signs of CCD mimic those of other illnesses, for instance, incontinence could stem from a serious urinary tract infection or kidney disease. For this reason, medical problems must be eliminated before this group of symptoms is attributed to CCD.

Your Veterinarian should take a detailed behavioral and medi-

cal history and conduct a thorough physical and neurological examination, since the diagnosis of CCD is usually one of exclusion of other possibilities. Once this is done, you can explore treatment options. This may include medication, which should be discussed with your Vet.

At home, you can help your older dog in several ways. Recent studies have found that moderate physical activity, continuing mental stimulation, frequent social interaction, and a good diet can help sustain your senior dog's mental health.

To help maintain a familiar and friendly environment, try small owner lifestyle changes like sticking to existing feeding and walking schedules, not moving furniture, respecting your dog's limits with new situations, and using only simple commands.

Similar to dealing with senility in a human family member, it is important to keep your patience and to remember compassion. Even though she is changing, show your dog that your love, respect, and pride in him have not.

What is Heartworm? By Elizabeth Rountree

Labs4rescue dogs are required to be on a monthly heartworm preventative in accordance with our adoption contracts. But what exactly is heartworm?

The ASPCA defines heartworm as "a parasitic worm that lives in the heart and pulmonary arteries of an infected animal. This parasite creates a serious and potentially fatal disease by causing damage to the heart, lungs, and potentially other organs as well."

A heartworm infestation starts when a mosquito bites an animal that is infected with heartworm. The mosquito transmits the heartworm larvae into the next animal it bites, thereby depositing the larvae into the new host through the bite wound. Within months, the larvae will grow into an adult heartworm, which can be up to 14 inches long! From the time a dog is bitten by an infected mosquito, it takes five to seven months for a blood test to show a positive heartworm result.

At first, a dog may not show any symptoms, but as time progresses the symptoms will include a persistent cough, fatigue, decreased appetite, and weight loss. Left untreated, heartworms can create a blockage of blood flow in the heart and eventually cause death.

Even though you may live in a colder climate, it is important to remember that heartworms have been found in **every state**. The American Heartworm Society points out, "Mosquito species are constantly chang-

ing and adapting to cold climates and some species successfully overwinter indoors as well. Year-round prevention is the safest, and is recommended."

Heartworm preventative works by killing the larval stage of this awful parasite. Remember, in order to keep this parasite from infecting your dog it is critical to keep up with your monthly heartworm preventative on a **year-round basis**. Consult with your Veterinarian about which heartworm preventative is best for your dog.

Labs4rescue, Killingworth, CT: info@Labs4rescue.com

To Join the Newsletter Staff or Submit Article Ideas E-mail: newsletter@Labs4rescue.com

Editor: Jenn Wiles Design By: Elisa LaDue

Keeping Your Lab Safe in the Car By Nadine Baker

I quietly get myself dressed without raising any suspicions. Leaving my bedroom, I slip into the bathroom for one last review in front of the mirror. Satisfied, I walk into the kitchen and gently lift my purse. Suddenly, it is as if an alarm has been sounded; my two furry children, who just moments ago were sound asleep, are charging into the kitchen with tails wagging in anticipation. If they could speak, I am sure I would hear a resounding cheer of "We're going for a ride!!" How can I resist those hopeful faces? "Okay," I relent. "Go on to the car." Off they go, running in the direction of the garage. "How do they do it?" I wonder.

But a more important question to ask is how to keep them – and me – safe? How many of us can

honestly say that we have never been distracted by our dog while driving, no matter how well behaved he or she might be?

After doing some research on dog vehicle safety, I was beginning to feel like a bad dog parent. Consider the following: during a collision at a 40 mph, a 25 pound dog can cause an impact equal to 1,000 pounds of force. By the same token, a 60 pound dog in a collision at 35 mph represents 2,700 pounds of force. Imagine the injury a person could sustain being hit by such forces! And what of the poor dog being hurled through the windshield at that force?

So what's a responsible dog parent to do? First of all, your dog, like your child, belongs in the back seat for their safety and yours. And as much as we

all love to see our pets happily hanging their heads out of the car window, it is up to us to realize that flying road debris could harm them, or that an excited dog could jump out and sustain serious injuries (or worse).

There are a few options for securing pets in a vehicle, including:


- Barriers that install in your vehicle and keep your dog contained to the back seat or cargo area.
- Seat belt harnesses that consist of a harness for your dog to wear and a tether that attaches to an anchor point in your vehicle.
- Crates can be used if your vehicle is large enough (or you are transporting a Lab

puppy or smaller breed). It is best to secure the crate to an anchor point in the vehicle, if possible.

Each of these options has benefits and drawbacks, depending on your dog and your vehicle. It is important to read the owner's manual of your vehicle and any add-on products to make sure that you are using the product correctly.

By taking your dog and your vehicle into consideration, you can make a good choice that will ensure many happy travels for both of you for miles to come!


***REMINDER: The warmer weather is here please do not leave pets in your vehicle!**



Charlie Boy
2nd Place Dock Diving
(Submitted by Lindsey Whitneck Rivers)



Harley
AKC STAR Puppy
(Submitted by Michele Williams)



Maverick
Canine Good Citizen
(Submitted by Dina Criscio-McCarthy)



Zeus
3rd Place Dock Diving Pro Division Finals
(Submitted by Frank Kelly)

Congrats to all of our Lab Stars!



Thabiso
Certified Dog Therapy TDI,
TDI Active Outstanding Volunteer
150 Visits, TDI Active 50 Visits
(Submitted by Allison Smith)